

How to access Various Student logins at MNIT Jaipur

Help manual for newly admitted students in UG/PG/PhD to access MNIT Internet through LDAP, ERP System and Institute Email Account.

Dear Students,

Welcome to MNIT Jaipur.

At MNIT Jaipur you will be using various login windows to use MNIT services. At the time of admission, Provisional Admission Letter is issued to you by institute. On the letter your student ID and institute email are mentioned. Student ID format is 2017UAR1234 (example). Your institute email will be studentID@mnit.ac.in

Following are the login accounts followed by instructions to access:

1. LDAP (Internet Access)
2. Institute Email
3. ERP System

LDAP Account (Internet Access)

To access internet services of MNIT Jaipur you will be required LDAP ID and passwords. Your LDAP ID will be your student ID. To know your password check your registered personal email. If email is not received you can contact to Mr. Meenu Khemnani (Computer Centre, 2nd Floor Prabha Bhawan).

How to login?

1. When you will try to open internet browser on any computer of MNIT, it will ask your login credentials.
2. Enter student ID and password to login.
3. On successful login you can use institute internet services.

Institute Email Account

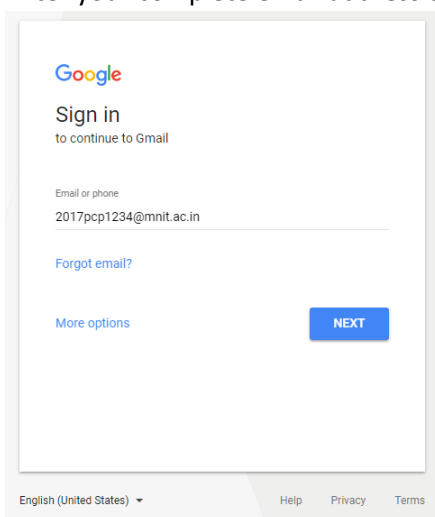
After admission every student will get an institute email account. In future for any kind of official communications you have to use your institute email ID.

Your institute email login credentials will be sent at your personal (registered) email after admission. If not received you can contact to Mr. Chattar Singh (Computer Centre, 2nd Floor Prabha Bhawan).

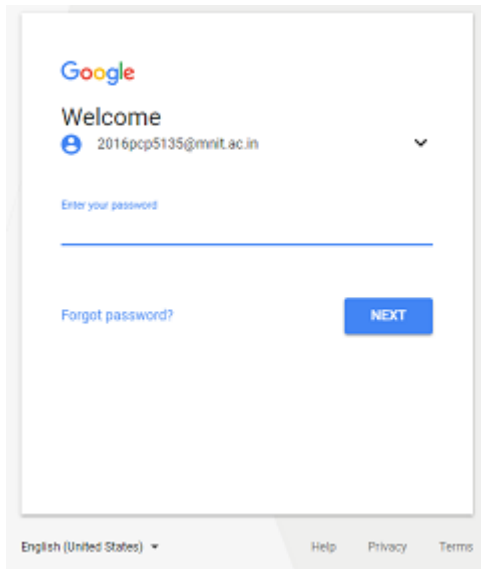
How to login?

To access your institute email ID, follow the instructions given below:

1. Open gmail.com
2. Enter your complete email address to login



3. Enter your password and click on 'Login'.



4. Now you can use your institute email account.

ERP System

Institute is using ERP system to provide various kind of services to students through online mode. Using ERP system students are able to:

- ✓ maintain their profile
- ✓ Institute fee online
- ✓ Hostel fee Payment
- ✓ online course registration
- ✓ Check Results
- ✓ Request for various certificates and documents.

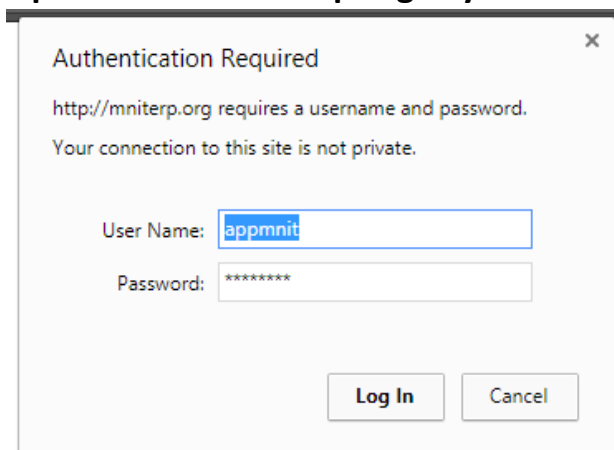
How to get login Credentials of ERP?

All newly admitted students got their ERP login credentials at the time of admission. Same was used for online fee payment. In case of facing difficulty in accessing account, you can use forgot password to reset your password. Forgot password option will send your new password on institute email ID.

[Warning: Use forgot password option only if you are able to access your institute email account.]

How to login into ERP?


1. Open the URL mniiterp.org in your browser.



2. System will ask LDAP security credentials. Details are given as:
 - a. ID : appmmit

b. Password : pwd8985\$

3. Select the type of user to access login screen. (Student)



Faculty / Staff Login

Student Login

4. Login into ERP by using login credentials. (Check your registered email for login details)

Welcome to Students of MNIT



Please Login

User ID

Enter userid

Password

Enter password

Fin Year: 2017-18

Enter Security No in the box below

7 & 3

Type text here

Login

[Forgot / Reset Password](#)

Please do not share your password
You will be responsible for all activities.

1. Student Home screen snapshot is given below:

In case of any problem write us at erp.acad@mnit.ac.in